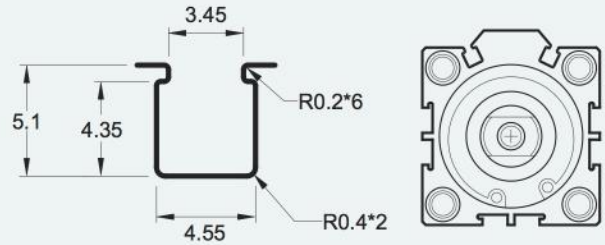


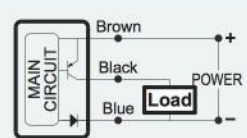
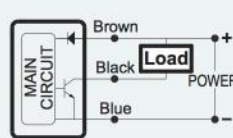
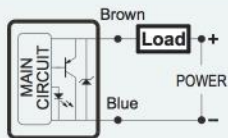


SPECIFICALLY FOR SHORT-STROK CYLINDERS
 Strong fixing strength
AL-22 Series can replace AL-01 Series

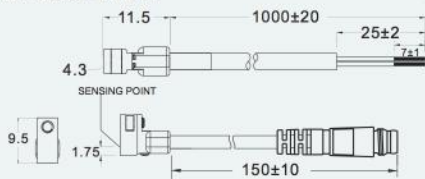


TYPE	AL-22DF	AL - 22N	AL - 22P
CHARACTERISTIC			
SWITCHING LOGIC	Normally Open	Solid State Output, Normally Open	
SENSOR TYPE	2 Wire Solid State	NPN Current Sinking	PNP Current Sourcing
OPERATING VOLTAGE	10 ~ 28V DC	5 ~ 30V DC	
SWITCHING CURRENT	1 ~ 50 mA	0 ~ 100 mA	
SWITCHING RATING	1.4 W Max.	3 W Max.	
CURRENT CONSUMPTION	40 µA Max. @ 24V	7.5 mA Max. @ 24V	7.5 mA Max. @ 24V
VOLTAGE DROP	2.65V Max. @ 50mA DC	0.5 V Max. @ 200 mA DC	
LEAKAGE CURRENT	90 µA Max. @ 28V	0.01 mA Max.	
INDICATOR	Red LED	Red LED	Green LED
CABLE	2.9 φ, 2C, Black Oil-Resistant PVC	2.9 φ, 3C, Black Oil-Resistant PVC	
SENSITIVITY	40 ~ 800 Gauss	40 ~ 800 Gauss	
SWITCHING FREQUENCY	1000 Hz	1000 Hz	
TEMPERATURE RANGE	-10 ~ 70 °C	-10 ~ 70 °C	
SHOCK	50 G	50 G	
VIBRATION	9 G	9 G	
ENCLOSURE CLASSIFICATION	IP 67 (EN60529)	IP 67 (EN60529)	
PROTECTION CIRCUIT	Surge Suppression	Power Reverse Polarity; Surge Suppression	
CE Certificate NO.	No. E8N 1104 53334 004	No. E8N 1104 53334 006	No. E8N 1104 53334 006
3C Certificate NO.	—	—	
CNEx Certificate NO.	CNEx16. 1850 (ExiallBT6Ga)	CNEx16. 1851 (ExiallBT6Ga)	

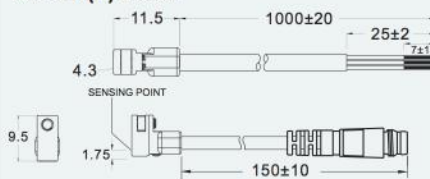
Connect Diagram



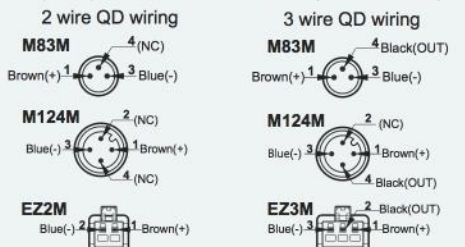
AL-22DF
 AL-22DF-QD8
 AL-22DF-QD12
 AL-22DF-EZ2M



AL-22N(P)
 AL-22N(P)-QD8
 AL-22N(P)-QD12
 AL-22N(P)-EZ3M



M8, M12, EZ QUICK CONNECTOR (IEC61076-2-101)



- NOTE: 1. Measuring standard target: 15.5 * 8 * 5t(Anisotropic Plastic Magnet).
 2. Sin Wave / X, Y, Z 3 Directions / 3 Times Each Direction / 11mS Each Time.
 3. Double Amplitude 1.5mm / 10Hz~55Hz~10Hz(Sweep 1min) / X, Y, Z 3 Directions / 1Hour Each Time.
 4. All trademarks used in this catalog are the property of their respective owners.
 5. We reserve the right to make changes without notice.

